



**scilm**<sup>®</sup>  
[ FURNITURE TECHNOLOGY ]

# Project **2**

# Project<sup>2</sup>





## Make it easy!

Il nuovo programma alluminio Scilm, **Project2**, fa della versatilità la sua caratteristica principale.

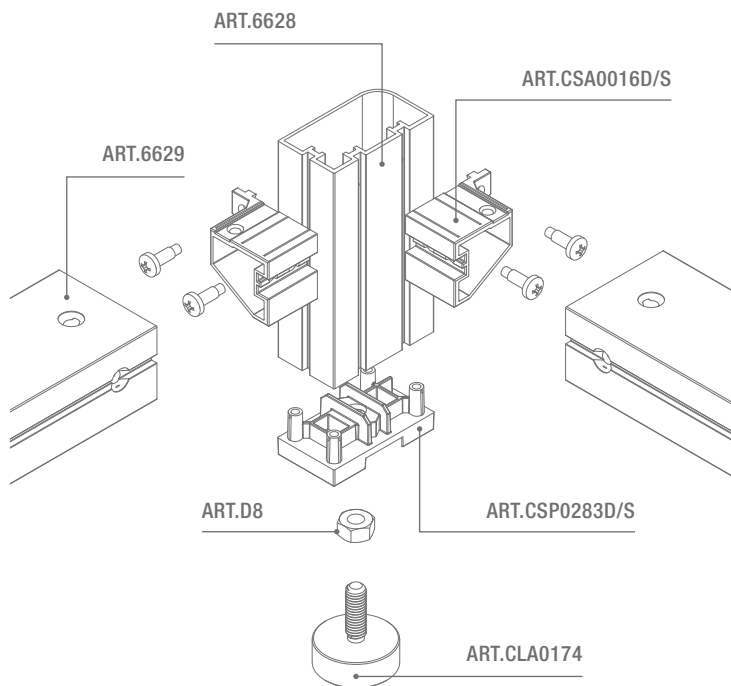
Utilizzabile per creare basamenti dall'estetica minimale ed elegante, non prevede nessuna lavorazione sui mobili base. Compatibile con i profili gola di ed i meccanismi di fissaggio Scilm, consente la creazione di basamenti cucina, isole, banchi snack. Impiegabile per la creazione di una nuova struttura componibile in alluminio con profili 30x30, permette l'alloggiamento di pannelli fino allo spessore 19 mm e di vetri da 4 e 6 mm. Facilmente lavorabile anche da barra, può essere fornita in kit. Ideale per strutture a giorno quali librerie, scaffalature cucina, ecc.

The main feature of **Project 2**, the new Scilm aluminium program, is its versatility.

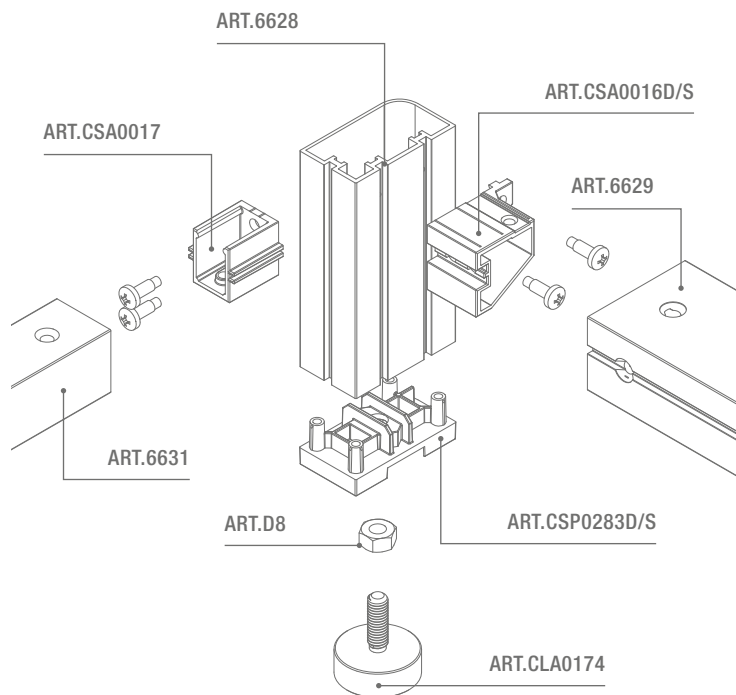
It allows you to design cabinet bases with a minimal and elegant structure without any particular processing on the cabinet. It is compatible with Scilm GOLA profile and its fastening system for the design of kitchen cabinet bases, kitchen islands and counters. It is also ideal to build a new aluminium modular structure with 30x30 profiles for panels up to 19 mm thickness and glasses of 4 and 6 mm. Easy to work from profile lengths, it can also be supplied in kits. For open-unit system: bookshelves, kitchen shelving, etc.

# BASAMENTO - CABINET BASE

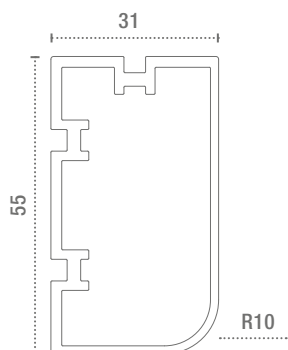
## SOLUZIONE A - SOLUTION A



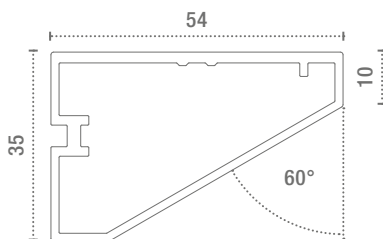
## SOLUZIONE B - SOLUTION B



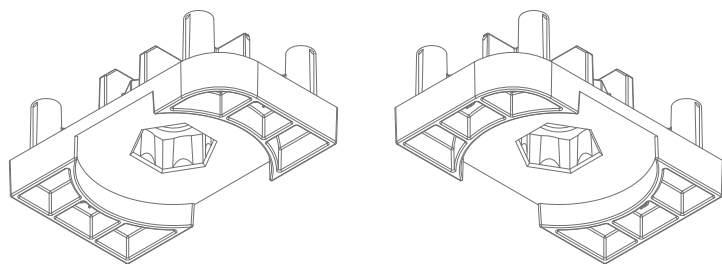
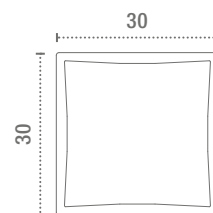
Profilo montante - Upright  
ART.6628



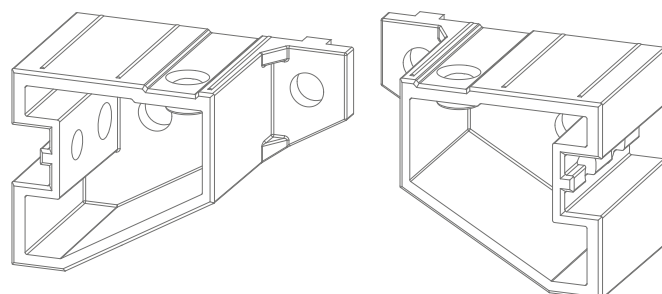
Profilo traverso - Crossbeam  
ART.6629



Profilo traverso - Crossbeam  
ART.6631

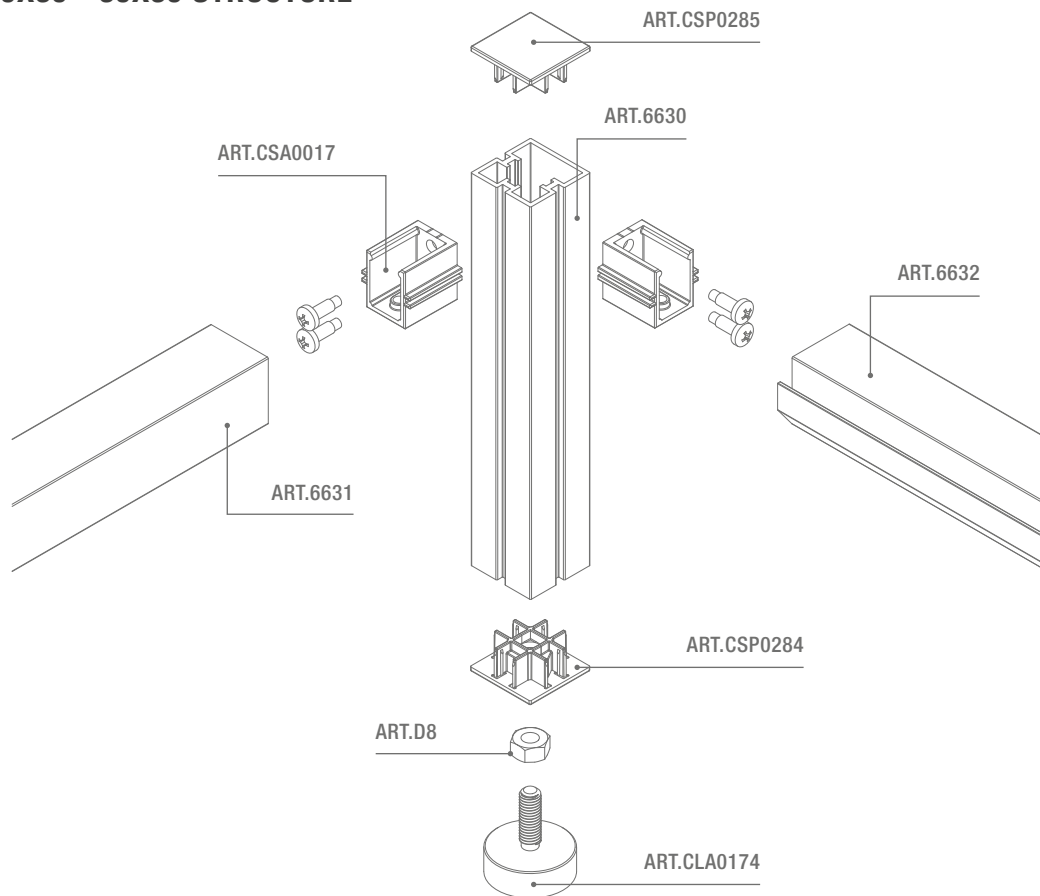


Tappo portapiedino DX/SX per ART.6628  
RH/LH leg cover for ART.6628  
ART.CSP0283D/S

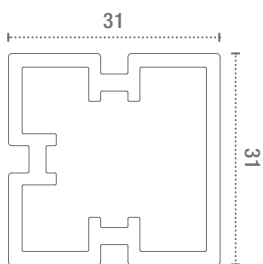


Blocchetti DX/SX per traversi ART.6629  
RH/LH joints for crossbeam ART.6629  
ART.CSA0016D/S

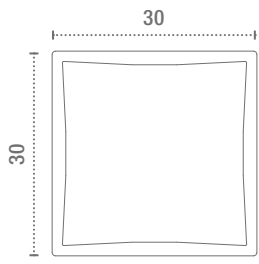
# STRUTTURA 30X30 - 30X30 STRUCTURE



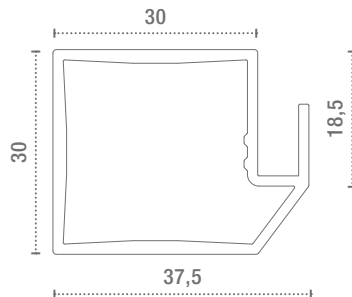
Profilo montante 31x31  
Upright 31x31  
ART.6630



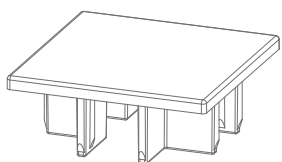
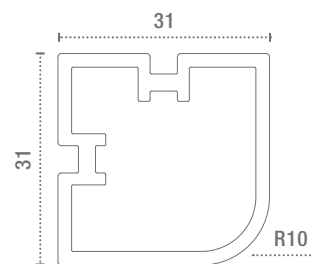
Profilo traverso  
Crossbeam  
ART.6630



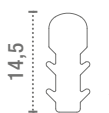
Profilo traverso per vetro di spessore 4 o 6 mm  
e per legno 19mm - Crossbeam for 4/6 mm th.  
glass shelf and 19mm th. wood shelf  
ART.6632



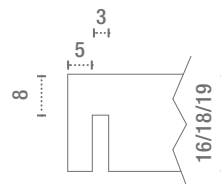
Profilo montante 31x31  
Upright 31x31  
ART.6632



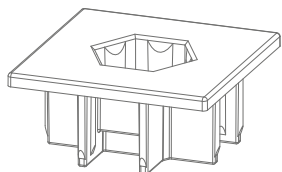
Tappo  
Cover  
ART.CSP0285



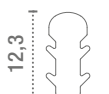
14,5  
Guarnizione vetro 4 mm  
Gasket for 4 mm glass  
ART.CEP0038



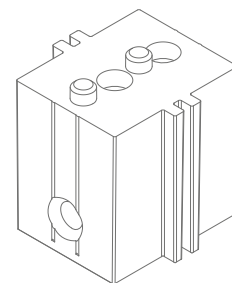
Lavorazione  
pannello in legno  
Machining for  
wood shelf



Tappo portapedino  
Leg cover  
ART.CSP0284



12,3  
Guarnizione vetro 6 mm  
Gasket for 6 mm glass  
ART.CEP0039



Blocchetto per  
struttura 30x30  
Joint for 30x30  
ART.CSA0017

**scilm.it**



**scilm**<sup>®</sup>  
[ FURNITURE TECHNOLOGY ]

Scilm spa | Via Delle Pezze 7 - 35013 Cittadella (PD) - Italy | T.049.9404811 | info@scilm.it